


Safe T Bar Inc. – Anti Bacteria Safe T Ring™ Conceal Mount




Safe T Rings™ unique design, utilizes a superior smart adhesive. The Safe T Ring™ adheres directly to the top of the mounting flange of the grab bar after installation. The Anti Bacteria Safe T Ring™ eliminates the bacteria harboring problem found in the air space in a Snap Cover conceal mounting. Safe T Ring™ provides a sanitary ring as durable as the finished bar that does not have to be removed for cleaning. Safe T Rings™ Conceal mount rings will match finish of bar ordered, unless specified differently.


See Page 2 on installation information of the Safe T Ring™ Conceal Mount.

Free Option -


Anti-Bacteria Safe T Ring™ Conceal –Customize any Safe T Ring™ combination – FREE no extra charge.




Satin Finish
White Safe T Ring™




Satin Finish
Black Safe T Ring™



Satin Finish
Brass Safe T Ring™



Satin Finish
Chocolate Brown
Safe T Ring™



Satin Finish
Copper Safe T Ring™



White Finish
Stainless Safe T Ring™



White Finish
Black Safe T Ring™



White Finish
Brass Safe T Ring™



White Finish
Chocolate Brown
Safe T Ring™



White Finish
Copper Safe T Ring™

Benefits of Anti Bacteria Safe T Ring™ Conceal Mount:

- Safe T Ring™ has **NO AIR SPACE** it is **Sanitary** eliminates the bacteria harboring air space found in other concealed mountings. See photo on page 2.
- Safe T Ring™ can be added to any Safe T Bar Inc. standard grab bar any time. No needs to purchase a new grab bar for conceal mountings.
- Safe T Ring™ saves your inventory cost. No need to carry an exposed mounted and concealed mounted grab bar, only need to inventory a few Safe T Ring™ conceal mount kits.
- Safe T Ring™ conceal mount options are **Endless, without any extra cost to you.** Either being classic or creative with your Safe T Ring™ conceal mount, the choice is yours, without the special price tag.
- Safe T Ring™ conceal mount becomes **permanent within 72 hours.** Other concealments become loose and do not stay firmly mounted to the flange.

Anti-Bacteria Safe T Ring™ Durability and continuous Tests:

Safe T Ring™ conceal mount has and continues to be tested, since 1989 in temperatures of -30° to 100° F, humidity, rain, snow, ice, and sun exposure. Our standard Grip Tight™ grab bar with our Safe T Ring™ conceal mount is mounted on the outside of our building, located in Minnesota. The Safe T Ring™ has not peeled, bubbled or changed in color. The adhesive was specifically designed to be incredibly strong, sanitary, and initially pliable (this allows more than once application to get a perfect fit) and then become permanent within 72 hours.

Another unique and quality product from Safe T Bar Inc. – Anti Bacteria Safe T Ring™

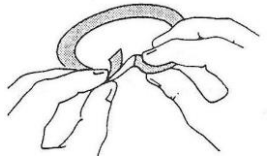
Safe T Bar Inc. Grab Bars - Safety, Quality Products that won't let you down. Anti-Bacteria Safe T Rings™.

Installing our Anti Bacteria Safe T Ring™ conceal mount rings:

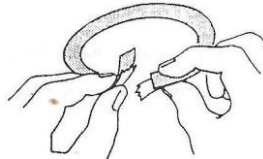
- **Securely install grab bar onto appropriate mounting wall conditions.** (If required please check the local building codes and or inspectors).
- Once grab bar is mounted. **Clean application surface (top of washer flange). Surface need to be clean from dirt, natural oil and or any other applicable oil and dirt.** (Use Rubbing alcohol and allow surface to completely dry before applying. Also, using a little rubbing alcohol on your fingertips removes natural oils) this will allow a proper adhesive bond between the washer and the Safe T Ring™ concealment mount.
- **Do Not Bend your Safe T Ring™** for a flawless finish.
- **Anti Bacteria SafeT Ring™ not straight on the washer? It was designed to be pliable, gently pull it back up and re apply the Safe T Ring™ for a flawless finish.** Once the Safe T Ring™ has not been moved, the adhesive will begin to activate and within 24 to 72 hours the Anti Bacteria Safe T Ring™ will become permanent with your grab bar.

Easy installation Steps:

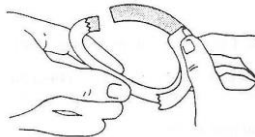
Step 1. Without tearing the backing paper, Break seal on Safe T Ring™.



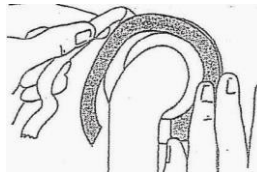
Step 2. Tear Backing paper at point from seal on Safe T Ring™. (This leaves a tab of backing paper, making an easier application.)



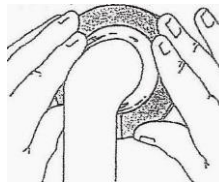
Step 3. Peel off 1" to 2" of backing paper from other side of Safe T Ring™.



Step 4. Position Safe T Ring™, place the seam behind bar to hide. Holding the Safe T Ring™ in place, press ring down to secure exposed adhesive to mounting flange.



Step 5. Peel remaining backing paper from Safe T Ring™ and smooth ring with clean dry cloth. (Keep Safe T Ring™ dry during adhesive cure time. Approx. 48-72 hours.) After curing time, you may wash and clean the Safe T Ring™ with same method as the Grab Bar.



Installation of your Anti Bacteria Safe T Ring™ is complete.

Using our Anti Bacteria Safe T Ring™ conceal mounts, eliminates the Bacteria Growth which accrues with the other snap mount cover concealment rings.

Example of Bacteria Growth under Snap Mounted Concealment:



Anti-Bacteria Safe T Ring™
Satin Safe T Ring™ or Stainless Safe T Ring™



Safe T Bar Inc. Grab Bars - Safety, Quality Products that won't let you down. Anti-Bacteria Safe T Rings™.